

Procedure for the preparation of 4 liters medium Culture media Hektor, InVirus, TurboDoma Fortified culture media InVirus VP-6, TurboDoma TP-6

→→ Packaging

Hektor, InVirus & TurboDoma media kits consist of 5 vials containing liquid solutions.
InVirus VP-6 & TurboDoma TP-6 media kits consist of 6 vials containing liquid solutions.
Sodium hydrogen carbonate and L-glutamine have to be added separately.

→→ Storage

Store the kit at -20°C for optimal preservation.

→→ Preparation

After thawing, shake the vials vigorously before use!


Time required for preparing the medium for sterile filtration: 10 minutes.

- 1. Measure out 3.5 liters of double distilled or purified tissue culture water at ambient temperature in a stirred vessel. While stirring, add the solutions without heating the water and ensure full recovery of the material from the vials by rinsing them well.
- 2. Add solutions no. 1 and no. 2, then exactly 9.0 g sodium hydrogen carbonate and wait until complete dissolution.
The recommended L-glutamine concentration is 4mM (2336 mg for 4 liters medium).
Note that higher glutamine levels may lead to excess cytotoxic catabolite formation.
- 3. Hektor, InVirus & TurboDoma media
Add solutions no. 3, no. 4 and no. 5. Adjust end volume with water.
Do not adjust pH (the media are buffered with MOPS)!
- InVirus VP-6 & TurboDoma TP-6 media:
Add solutions no. 3, no. 4, no. 5 and no. 6. Adjust both end volume and, if necessary, pH to 0.1-0.2 units below the desired value with gaseous carbon dioxide.
- 4. Sterilize by filtration and store refrigerated at 4-6°C in the dark.

→→ Warning

The filter sterilized medium without L-glutamine expires 9 months after preparation.

Do not store small volumes of culture media in large vessels and protect them from light!



Procedure for the preparation of 8 liters medium Culture media Hektor, InVirus, TurboDoma Fortified culture media InVirus VP-6, TurboDoma TP-6

→→ Packaging

Hektor, InVirus & TurboDoma media kits consist of 5 vials containing liquid solutions.
InVirus VP-6 & TurboDoma TP-6 media kits consist of 6 vials containing liquid solutions.
Sodium hydrogen carbonate and L-glutamine have to be added separately.

→→ Storage

Store the kit at -20°C for optimal preservation.

→→ Preparation

After thawing, shake the vials vigorously before use!

Time required for preparing the medium for sterile filtration: 10 minutes.

- 1. Measure out 7 liters of double distilled or purified tissue culture water at ambient temperature in a stirred vessel. While stirring, add the solutions without heating the water and ensure full recovery of the material from the vials by rinsing them well.
- 2. Add solutions no. 1 and no. 2, then exactly 18.0 g sodium hydrogen carbonate and wait until complete dissolution.
The recommended L-glutamine concentration is 4mM (4.67 g for 8 liters medium).
Note that higher glutamine levels may lead to excess cytotoxic catabolite formation.
- 3. Hektor, InVirus & TurboDoma media
Add solutions no. 3, no. 4 and no. 5. Adjust end volume with water.
Do not adjust pH (the media are buffered with MOPS)!

InVirus VP-6 & TurboDoma TP-6 media:


Add solutions no. 3, no. 4, no. 5 and no. 6. Adjust both end volume and, if necessary, pH to 0.1-0.2 units below the desired value with gaseous carbon dioxide.

- 4. Sterilize by filtration and store refrigerated at 4-6°C in the dark.

→→ Warning

The filter sterilized medium without L-glutamine expires 9 months after preparation.

Do not store small volumes of culture media in large vessels and protect them from light!



Procedure for the preparation of 20 liters medium Culture media Hektor, InVirus, TurboDoma Fortified culture media InVirus VP-6, TurboDoma TP-6

→→ Storage

Store the kit at -20°C for optimal preservation.

→→ Preparation

After thawing, shake the vials vigorously before use!

Time required for preparing the medium for sterile filtration: 10 minutes.

- 1. Measure out 18 liters of double distilled or purified tissue culture water at ambient temperature in a stirred vessel. While stirring, add the solutions without heating the water and ensure full recovery of the material from the vials by rinsing them well.
- 2. Add solutions no. 1 and no. 2, then exactly 45.0 g sodium hydrogen carbonate and wait until complete dissolution.
The recommended L-glutamine concentration is 4mM (11.68 g for 20 liters medium).
Note that higher glutamine levels may lead to excess cytotoxic catabolite formation.
- 3. Hektor, InVirus & TurboDoma media
Add solutions no. 3, no. 4 and no. 5. Adjust end volume with water.
Do not adjust pH (the media are buffered with MOPS)!

InVirus VP-6 & TurboDoma TP-6 media:


Add solutions no. 3, no. 4, no. 5 and no. 6. Adjust both end volume and, if necessary, pH to 0.1-0.2 units below the desired value with gaseous carbon dioxide.

- 4. Sterilize by filtration and store refrigerated at 4-6°C in the dark.

→→ Warning

The filter sterilized medium without L-glutamine expires 9 months after preparation.

Do not store small volumes of culture media in large vessels and protect them from light!



Procedure for the preparation of 200 liters medium Culture media Hektor, InVirus, TurboDoma Fortified culture media InVirus VP-6, TurboDoma TP-6

→→ Packaging

Hektor, InVirus & TurboDoma media kits consist of 5 bottles containing liquid solutions.
InVirus VP-6 & TurboDoma TP-6 media kits consist of 6 bottles containing liquid solutions.
Sodium hydrogen carbonate and L-glutamine have to be added separately.

→→ Storage

Store the kit at -20°C for optimal preservation.

→→ Preparation

After thawing, shake the vials vigorously before use!

Time required for preparing the medium for sterile filtration: 20 minutes.

→1. Measure out 180 liters of double distilled or purified tissue culture water at ambient temperature in a stirred tank. While stirring, add the solutions without heating the water and ensure full recovery of the material from the bottles by rinsing them well.

→2. Add solutions no. 1 and no. 2, then exactly 450 g sodium hydrogen carbonate and wait until complete dissolution.

The recommended L-glutamine concentration is 4mM (116.8 g for 200 liters medium).

Note that higher glutamine levels may lead to excess cytotoxic catabolite formation.

→3. Hektor, InVirus & TurboDoma media

Add solutions no. 3, no. 4 and no. 5. Adjust end volume with water.

Do not adjust pH (the media are buffered with MOPS)!

InVirus VP-6 & TurboDoma TP-6 media:


Add solutions no. 3, no. 4, no. 5 and no. 6. Adjust both end volume and, if necessary, pH to 0.1-0.2 units below the desired value with gaseous carbon dioxide.

→4. Sterilize by filtration and store refrigerated at 4-6°C in the dark.


→→ Warning

The filter sterilized medium without L-glutamine expires 9 months after preparation.

Do not store small volumes of culture media in large vessels and protect them from light!



ChinMaster and TurboDama
are registered trademarks
of Dr. J. Maria Cell Culture Technologies.
IRVITrus and Hektor are trademarks
of Dr. K. Maria Cell Culture Technologies.



<http://www.cellculture.com/>