

## Procedure for the preparation of 4 liters medium Culture media ChoMaster HP-1, ChoMaster HP-5 Fortified culture medium ChoMaster HP-6

### →→ Packaging

ChoMaster HP-1 & ChoMaster HP-5 media kits consist of 5 vials containing liquid solutions.  
The ChoMaster HP-6 medium kit consists of 6 vials containing liquid solutions.  
Sodium hydrogen carbonate and L-glutamine have to be added separately.

### →→ Storage

Store the kit at -20°C for optimal preservation.

### →→ Preparation

After thawing, shake the vials vigorously before use!

Time required for preparing the medium for sterile filtration: 10 minutes.

→1. Measure out 3.5 liters of double distilled or purified tissue culture water at ambient temperature in a stirred vessel. While stirring, add the solutions without heating the water and ensure full recovery of the material from the vials by rinsing them well.

→2. Add solutions no. 1 and no. 2, then exactly 10.08 g sodium hydrogen carbonate and wait until complete dissolution.

The amount of L-glutamine to be added to the medium depends on the type of CHO cell line used, i.e. CHO-K1, CHO-DUKXB11, or CHO-DG44. Please contact us to identify the most suitable L-glutamine concentration for your particular application.

→3. ChoMaster HP-1, ChoMaster HP-5 media


Add solutions no. 3, no. 4 and no. 5. Adjust both end volume and pH to 0.1-0.2 units below the

→4. Sterilize by filtration and store refrigerated at 4-6°C in the dark.

### →→ Warning

The filter sterilized medium without L-glutamine expires 9 months after preparation.

Do not store small volumes of culture media in large vessels and protect them from light!



## Procedure for the preparation of 8 liters medium Culture media ChoMaster HP-1, ChoMaster HP-5 Fortified culture medium ChoMaster HP-6

### →→ Storage

Store the kit at -20°C for optimal preservation.

### →→ Preparation

After thawing, shake the vials vigorously before use!

Time required for preparing the medium for sterile filtration: 10 minutes.

- 1. Measure out 7 liters of double distilled or purified tissue culture water at ambient temperature in a stirred vessel. While stirring, add the solutions without heating the water and ensure full recovery of the material from the vials by rinsing them well.
- 2. Add solutions no. 1 and no. 2, then exactly 20.16 g sodium hydrogen carbonate and wait until complete dissolution.  
The amount of L-glutamine to be added to the medium depends on the type of CHO cell line used, i.e. CHO-K1, CHO-DUKXB11, or CHO-DG44. Please contact us to identify the most suitable L-glutamine concentration for your particular application.
- 3. ChoMaster HP-1, ChoMaster HP-5 media  
Add solutions no. 3, no. 4 and no. 5. Adjust both end volume and pH to 0.1-0.2 units below the optimal value of 7.2 with gaseous carbon dioxide.

#### ChoMaster HP-6 medium

Add solutions no. 3, no. 4, no. 5 and no. 6. Adjust both end volume and pH to 0.1-0.2 units below the optimal value of 7.2 with gaseous carbon dioxide.

#### ChoMaster HP-6 medium


Add solutions no. 3, no. 4, no. 5 and no. 6. Adjust both end volume and pH to 0.1-0.2 units below the optimal value of 7.2 with gaseous carbon dioxide.

- 4. Sterilize by filtration and store refrigerated at 4-6°C in the dark.

### →→ Warning

The filter sterilized medium without L-glutamine expires 9 months after preparation.

Do not store small volumes of culture media in large vessels and protect them from light!



## Procedure for the preparation of 20 liters medium Culture media ChoMaster HP-1, ChoMaster HP-5 Fortified culture medium ChoMaster HP-6

### →→ Packaging

ChoMaster HP-1 & ChoMaster HP-5 media kits consist of 5 vials containing liquid solutions.

The ChoMaster HP-6 medium kit consists of 6 vials containing liquid solutions.

Sodium hydrogen carbonate and L-glutamine have to be added separately.

### →→ Storage

Store the kit at -20°C for optimal preservation.

### →→ Preparation

After thawing, shake the vials vigorously before use!

Time required for preparing the medium for sterile filtration: 10 minutes.

- 1. Measure out 18 liters of double distilled or purified tissue culture water at ambient temperature in a stirred vessel. While stirring, add the solutions without heating the water and ensure full recovery of the material from the vials by rinsing them well.
- 2. Add solutions no. 1 and no. 2, then exactly 50.4 g sodium hydrogen carbonate and wait until complete dissolution.  
The amount of L-glutamine to be added to the medium depends on the type of CHO cell line used, i.e. CHO-K1, CHO-DUKXB11, or CHO-DG44. Please contact us to identify the most suitable L-glutamine concentration for your particular application.
- 3. ChoMaster HP-1, ChoMaster HP-5 media  
Add solutions no. 3, no. 4 and no. 5. Adjust both end volume and pH to 0.1-0.2 units below the optimal value of 7.2 with gaseous carbon dioxide.

#### ChoMaster HP-6 medium


Add solutions no. 3, no. 4, no. 5 and no. 6. Adjust both end volume and pH to 0.1-0.2 units below the optimal value of 7.2 with gaseous carbon dioxide.

- 4. Sterilize by filtration and store refrigerated at 4-6°C in the dark.

### →→ Warning

The filter sterilized medium without L-glutamine expires 9 months after preparation.

Do not store small volumes of culture media in large vessels and protect them from light!



## Procedure for the preparation of 200 liters medium Culture media ChoMaster HP-1, ChoMaster HP-5 Fortified culture medium ChoMaster HP-6

### →→ Storage

Store the kit at -20°C for optimal preservation.

### →→ Preparation

After thawing, shake the vials vigorously before use!

Time required for preparing the medium for sterile filtration: 20 minutes.

- 1. Measure out 180 liters of double distilled or purified tissue culture water at ambient temperature in a stirred tank. While stirring, add the solutions without heating the water and ensure full recovery of the material from the bottles by rinsing them well.
- 2. Add solutions no. 1 and no. 2, then exactly 504 g sodium hydrogen carbonate and wait until complete dissolution.  
The amount of L-glutamine to be added to the medium depends on the type of CHO cell line used, i.e. CHO-K1, CHO-DUKXB11, or CHO-DG44. Please contact us to identify the most suitable L-glutamine concentration for your particular application.
- 3. ChoMaster HP-1, ChoMaster HP-5 media  
Add solutions no. 3, no. 4 and no. 5. Adjust both end volume and pH to 0.1-0.2 units below the optimal value of 7.2 with gaseous carbon dioxide.

### ChoMaster HP-6 medium

Add solutions no. 3, no. 4, no. 5 and no. 6. Adjust both end volume and pH to 0.1-0.2 units below the optimal value of 7.2 with gaseous carbon dioxide.

- 4. Sterilize by filtration and store refrigerated at 4-6°C in the dark.

### →→ Warning

The filter sterilized medium without L-glutamine expires 9 months after preparation.

Do not store small volumes of culture media in large vessels and protect them from light!

